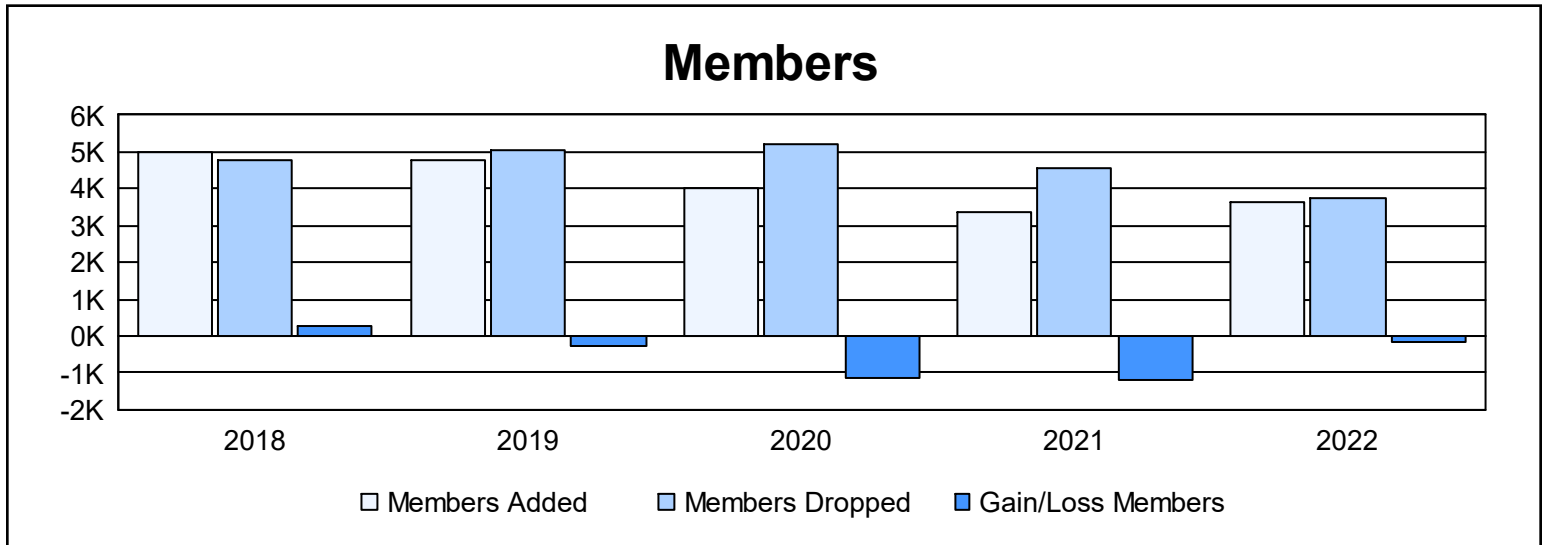
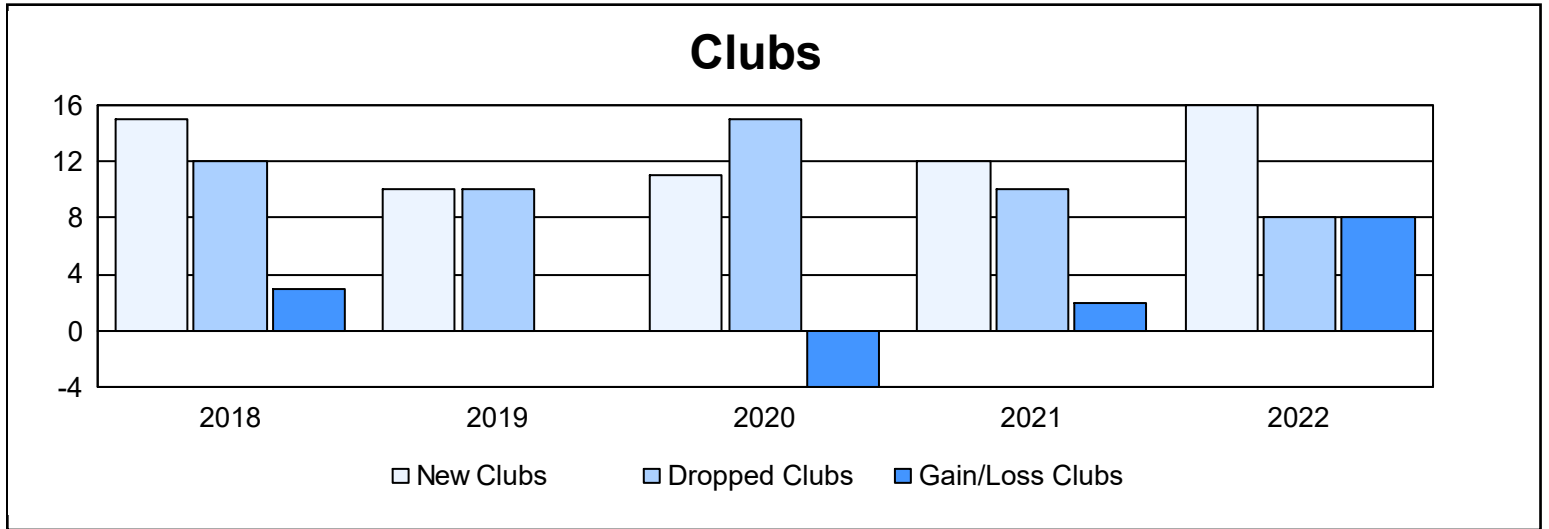
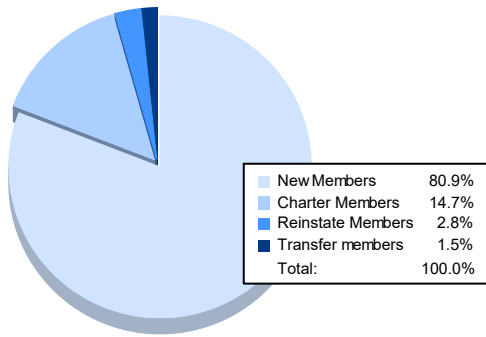


Year	New Clubs	Dropped Clubs	Gain/ Loss Clubs	New Members	Charter Members	Reinstate Members	Transfer Members	Total Member Added	Total Members Dropped	Gain/ Loss Members
2017-2018	15	12	3	4,167	587	160	95	5,009	4,758	251
2018-2019	10	10	0	4,118	433	188	50	4,789	5,051	-262
2019-2020	11	15	-4	3,460	410	107	61	4,038	5,195	-1,157
2020-2021	12	10	2	2,800	421	129	37	3,387	4,567	-1,180
2021-2022	16	8	8	2,928	533	101	56	3,618	3,770	-152
Average	13	11	2	3,495	477	137	60	4,168	4,668	-500



Membership Composition June 2022 Cumulative



Gender Composition June 2022 Cumulative

